

Standard reports include:

Clery Hate Crime Summary
Clery Incident Details
Clery Incident Summary (Complete)
Clery Incident Summary by Location
Clery Incident/Hate Crime Summary
Incident Detail Report
Incident Listing
Incident Summary by Location
Incident Summary by Location and Type

Incident Summary by Type
Sanctions
Sanctions Imposed on Student by Incident
Sanctions Summary
Student Violations by Incident
Students Involved in an Incident
Violations
Violations Summary

Violations Summary (Arrest/Referred for
Disciplinary Action)
Violations Summary (Board Decision)

The Odyssey HMS Judicial module also
supports ad hoc reporting through a built-in
Advanced Find feature and through Crystal
Reports Professional or other ODBC compliant
reporting tool.



The CBORD Group, Inc. - www.cbord.com

Odyssey HMS Judicial Module Q & A

Q: Can access be restricted to specific portions of the Judicial module?

A: Yes

Q: Does the Judicial module track which users make changes? Will it have secure access?

A: Yes, there is a Judicial Transaction log, and it is secured through the User Security setup.

Q: Can the Judicial module lookup students in the main housing system or in CBORD's campus card system?

A: The Judicial module has access to all patrons in Odyssey, whether they are in Odyssey PCST[™] or Odyssey HMS

Q: Could multiple judicial officers be restricted to view / edit only the data they created?

A: The security design will allow judicial officers to view / edit only that information pertaining to the incidents they are responsible for. They are responsible for incidents that they meet on. We also offer security by facility.

Q: Can the Judicial module generate alerts or financial charges for students without having to switch into the main housing system?

A: Yes, the Judicial module has this functionality.

Q: Will the system auto-generate incident report numbers? If so, can the client define auto-generation criteria (i.e. using the date or academic year to start the number, like 2003-#####)?

A: Incident numbers can be auto-generated with a user-defined prefix (i.e. YYYY-#####).

The Future of Housing Management



OdysseyHMS[™]

J U D I C I A L

For more information on CBORD's Odyssey HMS Judicial Module, please contact the Communicating Systems Division's Sales Department, at 607-257-2410, or visit us at www.cbord.com.



The CBORD Group, Inc. - www.cbord.com

The Judicial module for Odyssey HMS™ is the latest in a line of products from The CBORD Group, Inc. developed for college and university housing management. The Odyssey HMS Judicial Module is designed to automate the student judicial process and to facilitate compliance with Federal Reporting Requirements (Clery Act). The module supports judicial functions for the entire student population, not just for residents.

The Judicial module may be purchased either as part of Odyssey HMS or as a standalone product.

Major Product Features:

Incident Reporting:

- Attach incidents to a single student or multiple students.
- Each incident can have multiple policy violations recorded for each student involved.
- User definable sanctions, violation types, incident types, event types, etc.

Case Management:

- Create and track all events associated with the judicial process, including due dates for the next event in the process.
- Create different judicial processes for different incident types (hall policy violations vs. campus policy violations).

Document Generation:

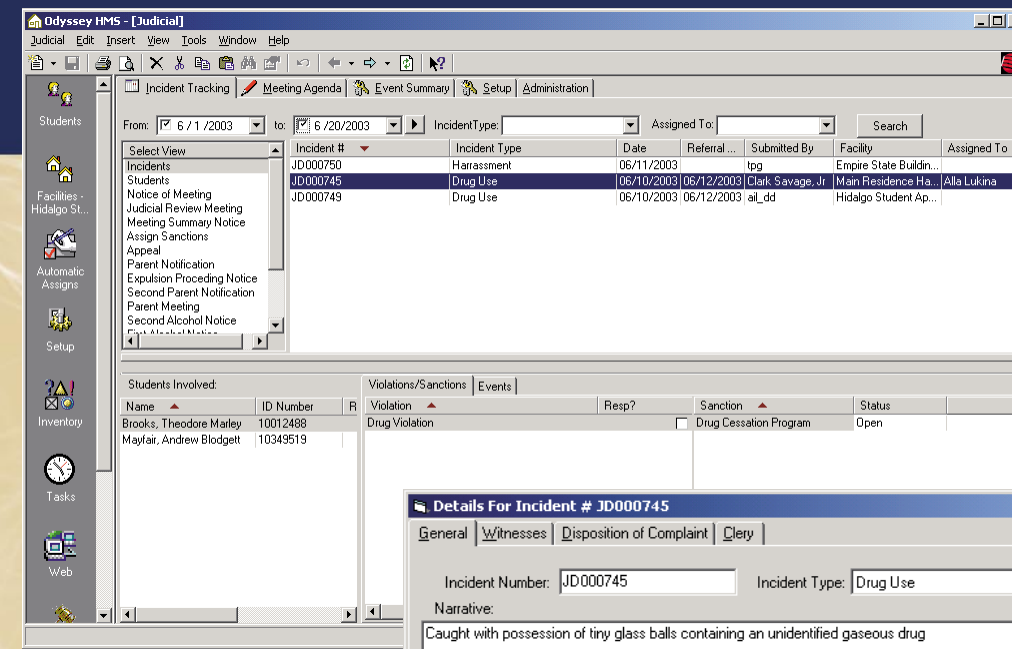
- Create form letters in Microsoft Word™ and generate letters to students, parents or board members while tracking document generation dates.

Clery Act Reporting:

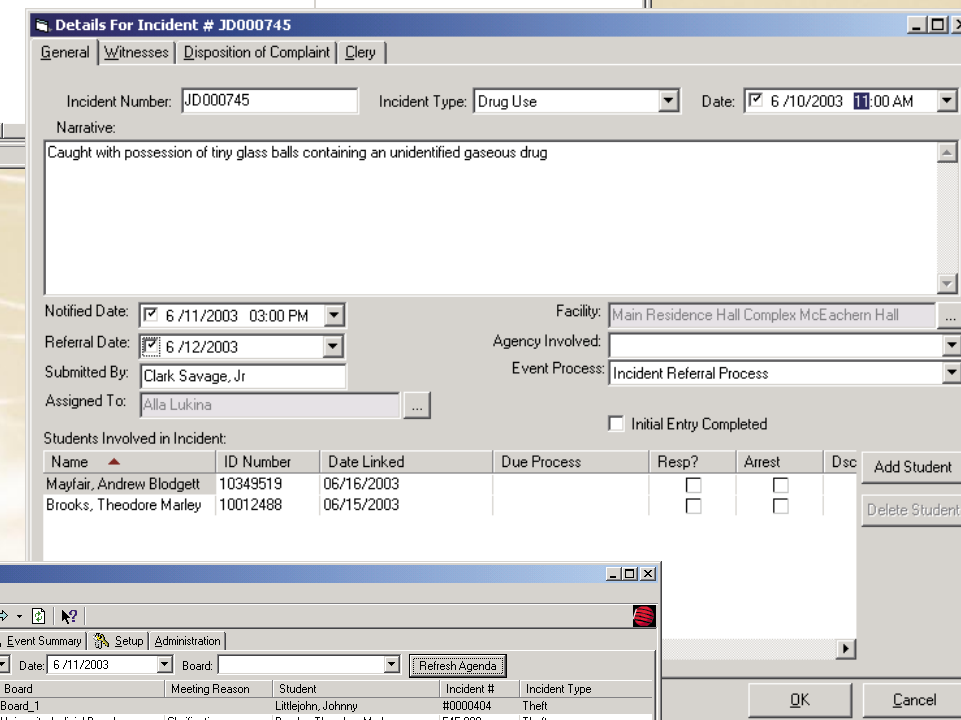
- Incident type definition includes a reference to 'Clery Act Incident Type', in order to provide Clery Act Reporting.
- Automated Clery Reports include; Hate Crime Summary, Incident Summary

Enhanced User Security:

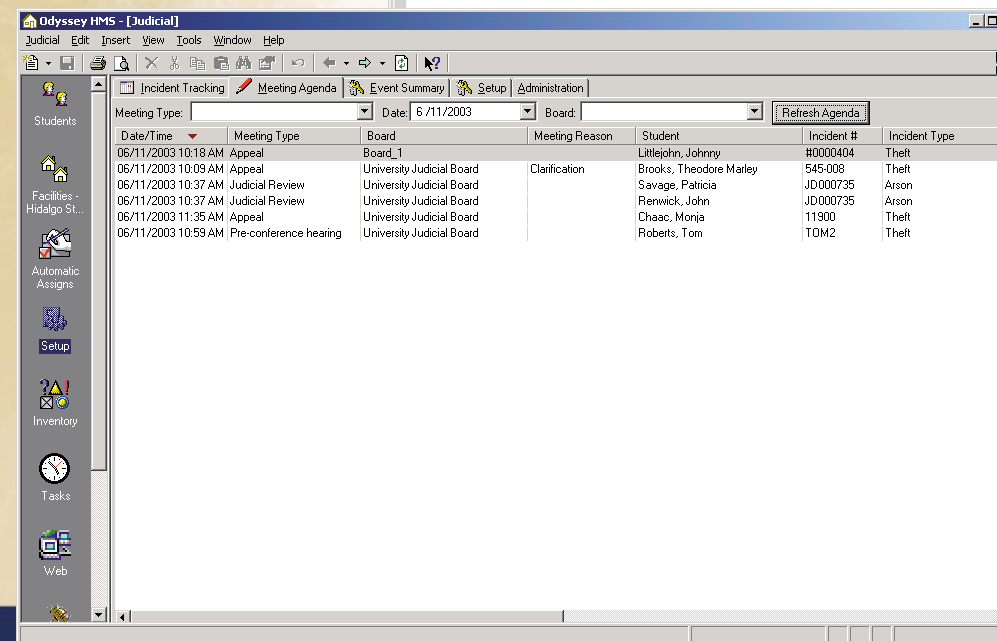
- Security restrictions include; User, Incident Type, Location, etc.



1.



2.



3.

1: Judicial Main Window - see Incidents, students involved, Violations and Sanctions all in one window.

2: Incident Reporting Form - this is the window where an Incident Report is entered.

3: Meeting Agenda - see all meetings scheduled for a date, selected by Judicial Board and/or Meeting Type